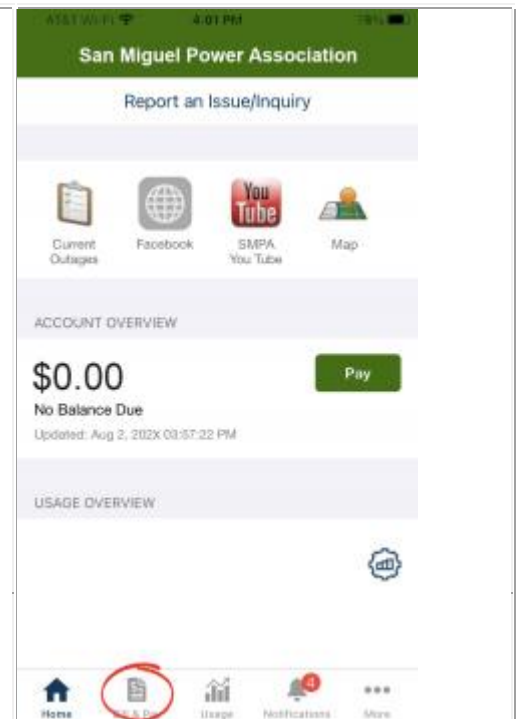
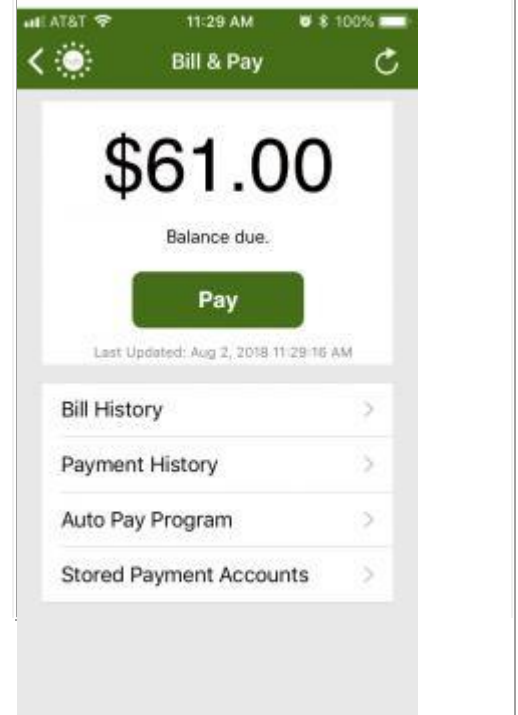


# To Associate your Credit/Debit Card or Checking Account:

1) Within SmartHub, touch "Bill & Pay."



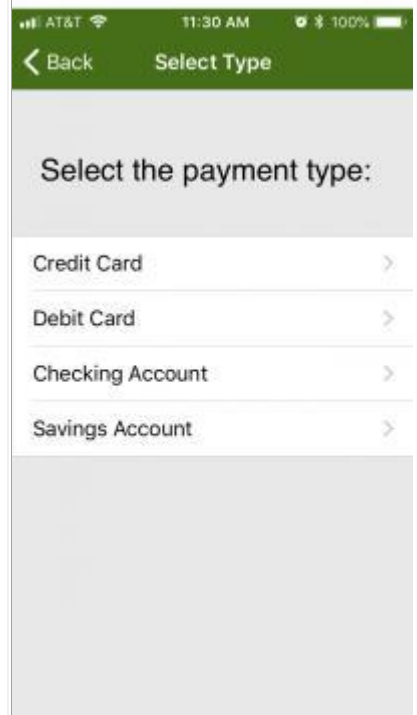
2) SmartHub shows you your balance, a "pay" button and several other options. Touch "Auto Pay Program."



**3)** Touch "Add a Payment Method."



**4)** Select the type of pay method you will use.



5) Enter your payment credentials; then touch "Continue."

AT&T 11:30 AM 100%

< Back Add Bank Account Continue

Address

First Name: Joseph

Last Name: Smith

Address: 123 Smart Dr.

Line 2:

City: Anytown

State: CO >

ZIP Code: 814XX

Bank Account Information

Routing Number:

Account Number:

Confirm Acct Nbr:

Description:

6) SmartHub has confidentially recorded your pay information. As long as this info. is valid, you can pay with one touch of the green "Pay" button. EASY!

AT&T 11:32 AM 100%

< Add Card Confirm Submit

Address

First Name: Joseph

Last Name: Smith

Address: 123 Smart Dr.

ZIP Code: 814XX

Bank Account Information

Routing Number: Visa

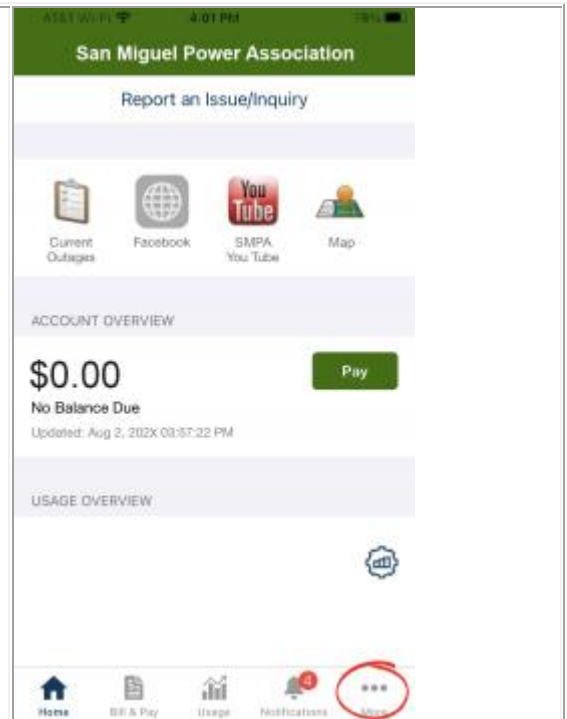
Account Number: \*\*\*\*1234

Expiration Date: 11/2022

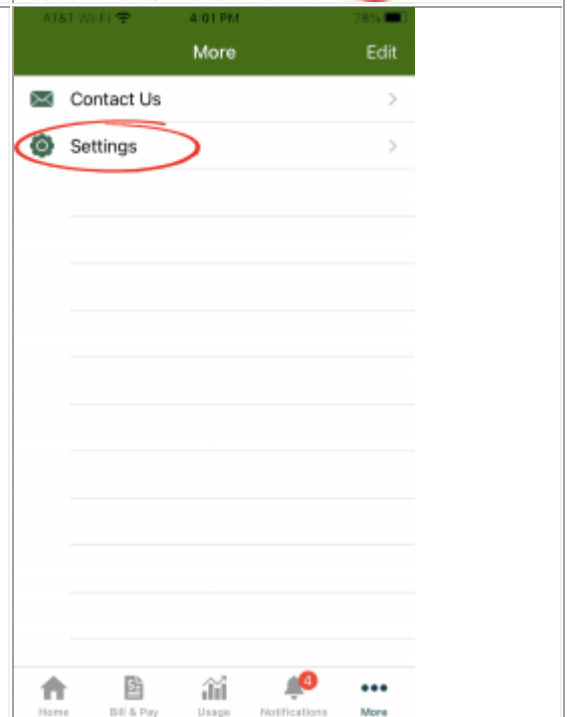
Success  
Your payment information was saved successfully.  
OK

# To Turn Off Your Paper Bill (Go Paperless):

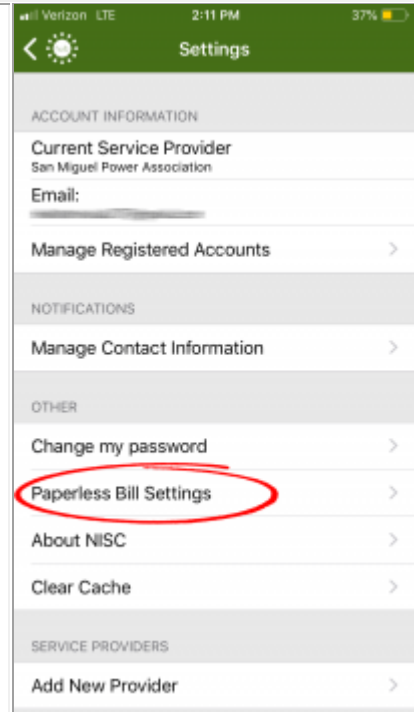
1) Within SmartHub, touch "More."




2) Touch "Settings."



2) Within Settings, touch "Paperless bill Settings."



3) Toggle the "Paperless" option to the "OFF" position.



**4)** No more paper bills will be sent to your address. You may check your account status and pay your bill directly from SmartHub.

